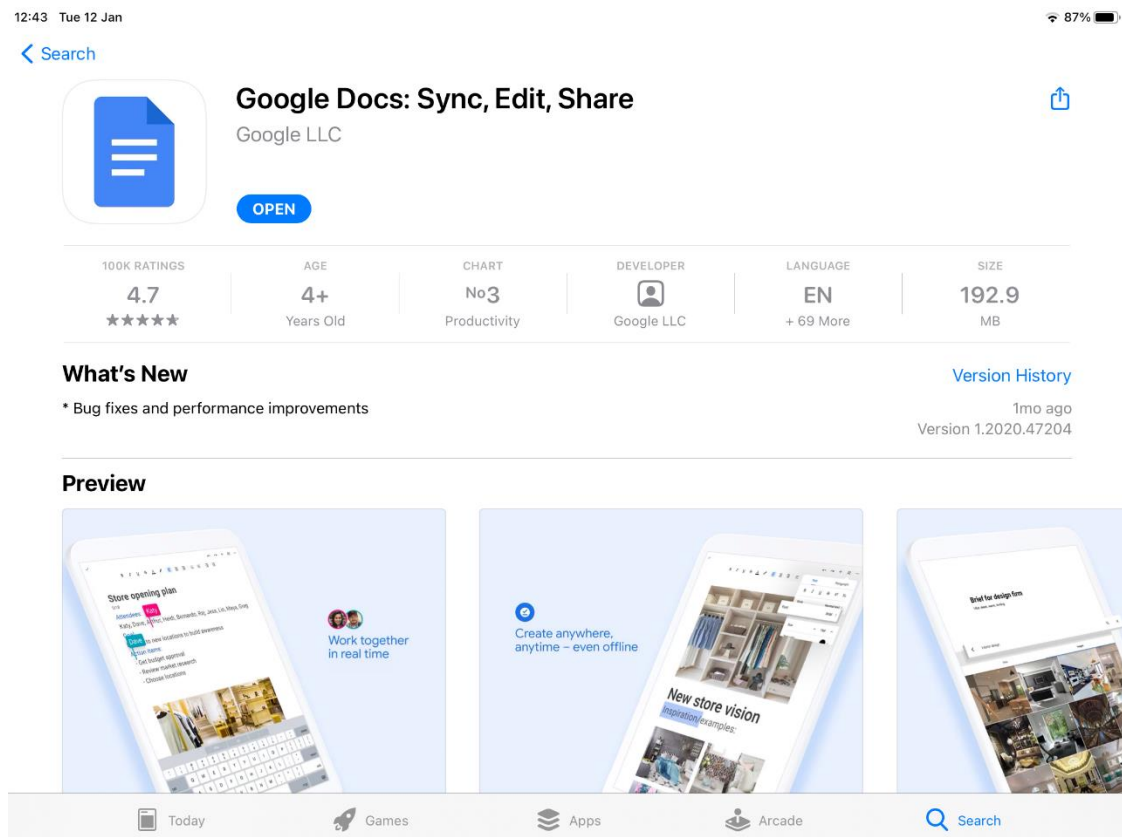


Step 1 [download the 'Google Docs' app from the 'App Store' and sign in using the pupil login]



Step 2 [within Google Classroom app, locate an 'Assignment']

11:22 Tue 12 Jan

89%



Y5K



Tuesday 12th January

- Register Tuesday
Due 12 Jan, 23:59 35
- English Highwayman vid
Posted 12 Jan, 07:33
- English Tuesday CiP
No due date 2
- English - HOT - relative clauses
No due date 7
- English Spicy - relative clauses
No due date 1

English MILD - relative clauses
No due date

Tuesday Maths Worksheets
Posted 8 Jan, 18:34

Tuesday Maths Video

Stream

Classwork

People

Step 3 [select 'Your work']

11:23 Tue 12 Jan

89%



English Spicy - relative clauses

1 points

1 class comment

to go with today's lesson

Your work

Assigned

Add private comment

Step 4 [Select the Google Doc that has been assigned]

11:23 Tue 12 Jan

89%

Your work

Assigned

Test Pupil - Tuesday English SPICY X

+ Add attachment

Hand in

Private comments

Add private comment

Step 5 [Select the arrow symbol in the top right hand corner to edit through the Google Docs app]

11:28 Tue 12 Jan

88%

X Test Pupil - Tuesday English SPICY



Green Pen

Write a **Tell: show; show;** sentence about someone who's angry.
Remember to start with a statement that tells us how they're feeling. Then show what they did. Check each part makes sense by itself!



1) Finish the main clause by adding a relative clause after it.

Main clause


Step 6 [This will then open the task in the Google Doc app for you to edit]

◀ Classroom 11:28 Tue 12 Jan

88% 🔋


< Test Pupil - Tuesday English SPICY

👤+ 🗨️ ⋮




Green Pen

Write a **Tell: show; show;** sentence about someone who's angry. Remember to start with a statement that tells us how they're feeling. Then show what they did. Check each part makes sense by itself!



1) Finish the main clause by adding a relative clause after it.

Main clause
They tied up Bess who
They used some 
They knelt by her window which



Step 7 [Once you have edited your work, go back to the Google Classroom app and select 'Hand in']

11:23 Tue 12 Jan

89% 🔋

Your work

Assigned

☰ Test Pupil - Tuesday English SPICY X

+ Add attachment

Hand in

Private comments

Add private comment

